

# PFAFF

## At your Pfaff dealer: The great Accessory Catalogue!

The perfect reference for everyone who loves sewing! It contains everything you need to make sewing even more fun.  
The complete range of presser feet, creative Toolboxes, and much more!



## YOUR STYLE The magazine for Pfaff customers

... is full of the interesting news about your favorite hobby – new products, fantastic sewing projects, tips and tricks from the experts, and much more...  
Pick up your free copy!



## Discover how much fun sewing can be! Quilting, appliqué, embellishing?

There is a Pfaff TOOLBOX just for you!

Templates, presser feet, patterns, special accessories and creative examples.  
With a Pfaff TOOLBOX, you can turn your creative ideas into finished products right away! Ask your dealer for the current selection.



Always up to date: [www.pfaff.com](http://www.pfaff.com)

Your authorized Pfaff dealer:

We reserve the right to change the machine equipment and the assortment of accessories without prior notice, or make modifications to the performance or design. © 2006 VSM Group AB, Sweden. All rights reserved. All statements valid at time of printing. Printed in Sweden on environmentally friendly paper.

1800364-26

## expression<sup>line</sup> Sew your own ideas!



German Engineering  
Innovative Design





## The new **expression**<sup>line</sup> from Pfaff attracts attention!

Well-designed and a dream to use – that's the new **expression**<sup>line</sup> from Pfaff. Experience two superlative sewing machine models. Innovative features, ease of use, and unbelievable possibilities. Decorative stitches with an exceptional look are just waiting for you to put them to use as lovely details.

Immerse yourself in the fascinating world of fabrics and create something that is uniquely yours. The **expression**<sup>line</sup> is ready to help you.

# expression<sup>2028</sup>

Practical features, ease of use!



Only from Pfaff!  
**The ergonomic work surface** with lots of room for sewing!

Get ready for a modern, innovative sewing machine that can handle the challenges of any fabric. Its ease of use will free your creative energies and help turn your own ideas into reality. Select your stitch and the illuminated **expression** window immediately shows you all of the important information. Optimal settings, such as stitch length and width, are already set, but they can be changed to fit your individual needs. Get acquainted with all the highlights of the Pfaff **expression**<sup>2028</sup>. Interested? Then ask your Pfaff dealer for a demonstration. You'll be amazed...



### The window shows it all!

Important information for each selected stitch (i. e., stitch number, stitch length and width) is shown in the illuminated expression window.

### Stitch Package!

69 stitches:

- 18 utility stitches
- 2 buttonholes
- 10 decorative stitches
- 12 satin stitches
- 1 cross stitch
- 2 quilting stitches
- 2 hem stitches

**IDT<sup>TM</sup>** only from Pfaff!



### Easy needle threading!

No more searching for the needle's eye. Just lay the thread in place and start sewing, thanks to the integrated needle threader!



### Beautiful high quality stitches!

The **expression**<sup>line</sup> offers a large selection of high quality stitches, beautiful down to the last detail!



### Permanent reverse function!

Sew in permanent reverse with the touch of a button. When sewing in reverse, your hands are free to guide your fabric.



### Many needle positions!

For precise topstitching, without having to move the fabric. Perfect for sewing zippers in place.



### The "Needle up/down" function!

The needle remains in the down position for easy pivoting in any thickness of fabric.



### Only from Pfaff! Sensomatic Buttonhole!

Sew perfect buttonholes on every fabric and repeat them as often as needed.



### Direct Selection buttons!

Quick and easy stitch selection by using the Direct Selection buttons. For each stitch, the optimal settings, such as length and width, are already set. Settings can be adjusted if needed.

## The ORIGINAL – only from Pfaff for over 35 years!



The ultimate in piecing perfection!  
Absolutely even fabric feed from both the top and the bottom.

During sewing, the fabric is fed simultaneously from both the top and bottom.

Absolutely nothing can slip when working with fine fabrics or several layers. It's wonderful for quilting because piecing and quilt blocks match exactly. The original IDT<sup>TM</sup> guarantees that the feed dogs are perfectly synchronized! Only Pfaff has the original IDT<sup>TM</sup> built into its sewing machines.



Only Pfaff gives you perfect fabric feed with the original IDT<sup>TM</sup>! Pfaff makes the difference!



Checks and stripes match exactly.



Fine fabrics, several layers – absolutely no slipping! Perfect for quilting!





# expression<sup>2038</sup>

Perfection down to the last detail!



## Stitch Package!

80 stitches:

- 20 utility stitches
- 3 buttonholes
- 19 decorative stitches
- 14 satin stitches
- 1 cross stitch
- 2 quilting stitches
- 3 hem stitches

1 alphabet:

- 33 letters
- 9 symbols
- 10 figures

IDTA<sup>TM</sup> only from Pfaff!

Only from Pfaff!  
**The ergonomic work surface** with lots of room for sewing!

The Pfaff expression<sup>2038</sup> has even more to offer! More features and more stitches for even more sewing fun. You'll love the wonderful selection of decorative stitches, including beautiful 9 mm stitches and an alphabet. Combine and mirror decorative stitches for constantly new variations. Express your personal style!

Enjoy all the features offered by Pfaff expression<sup>2038</sup>! Ask your Pfaff dealer for a personal demonstration.

Everything you need to know is shown in the extralarge illuminated, graphic expression window.



### The Pfaff sewing functions for extra ease of use!

Needle up/down, mirror designs, sew slow, and tie-off functions. Just touch the info button and important sewing recommendations appear in the window.




### Lower the feed dogs from the front of the machine!

Ideal for darning, free-motion embroidery or quilting – the feed dogs can be comfortably lowered from the front of the machine.



### Mirror decorative stitches for a whole new look!

There is no need to turn the fabric while sewing.



### Linen, Eyelet or Cross Stitch buttonhole?

The choice is yours! It doesn't matter if you are sewing on light or heavy fabrics – each buttonhole will be perfect. The secret lies in the Pfaff unique Sensomatic Buttonhole!



### Sew perfect corners!

Use the "Tapering" function to gradually increase or decrease the width of a satin stitch. Simply press the reverse button and the stitch width is reduced automatically.



### Alphabet included!

Add a personal touch with the fantastic expression alphabet! Combine letters in the graphic window to write entire words and store them in one of the three memories. The Pfaff expression<sup>2038</sup> then sews it all in one step.



## Simply lovely: The new 9 mm stitches from Pfaff!

The 9 mm stitches from Pfaff are truly something special. It's obvious that the stitch designers had a love for details. Use these large stitches to get that extra touch on your projects, whether it is fashion, home decorations or quilting.

The memory of the expression<sup>2038</sup> offers room for creative play! You can combine and mirror various stitches. The results are unique new stitches – in your own personal style. The 9 mm stitches from Pfaff are real highlights for everyone who loves creative sewing.

**To sew yourself!** Beautiful and imaginative – the new 9 mm stitches from Pfaff. Find complete instructions for the sophisticated bag at [www.pfaff.com](http://www.pfaff.com)







# The stitch package at a glance!

## Utility Stitches

	Description	Stitch uses	2028	2038
	Button sewing program	For applying two-hole or four-hole buttons.	<input type="checkbox"/>	<input type="checkbox"/>
	Straight stitch	For seaming and topstitching. Many needle positions available for edge stitching or sewing in zippers.	<input type="checkbox"/>	<input type="checkbox"/>
	Stretch triple straight stitch	For reinforced seams such as trouser legs, underarm seams or decorative topstitching. With many needle positions.	<input type="checkbox"/>	<input type="checkbox"/>
	Blind hem stitch	For securing hems invisibly on woven fabrics.	<input type="checkbox"/>	<input type="checkbox"/>
	Three-step zigzag stitch	Strong stitch for seam finishes, sewing elastic, darning tears, and patches.	<input type="checkbox"/>	<input type="checkbox"/>
	Blind hem stitch	For securing hems invisibly on woven fabrics.	<input type="checkbox"/>	<input type="checkbox"/>
	Elastic blind stitch	For securing hems invisibly and finishing the edge on stretch fabrics.	<input type="checkbox"/>	<input type="checkbox"/>
	Closed overlock stitch	For joining and overcasting stretch fabrics in one operation. The closed seam prevents fabric edges from fraying.	<input type="checkbox"/>	<input type="checkbox"/>
	Bridging stitch	For bridging, decorative hem stitching and crazy quilting.	<input type="checkbox"/>	<input type="checkbox"/>
	Basting stitch	For basting project pieces together.	<input type="checkbox"/>	<input type="checkbox"/>
	Zigzag stitch, Right/left needle position	For applique, couching over cords and creating eyelets.	<input type="checkbox"/>	<input type="checkbox"/>
	Lightning stretch stitch	For joining lightweight stretch fabrics and decorative embellishment.	<input type="checkbox"/>	<input type="checkbox"/>
	Foundation elastic stitch	For joining overlapped seams on bulky fabrics like leathers and terry cloth.	<input type="checkbox"/>	<input type="checkbox"/>
	Stem stitch	For decorative embellishment.	<input type="checkbox"/>	<input type="checkbox"/>
	Stretch triple zigzag stitch	Elastic stitch for decorative hems and topstitching.	<input type="checkbox"/>	<input type="checkbox"/>
	Overlock stitch	For joining and overcasting stretch fabrics in one operation.	<input type="checkbox"/>	<input type="checkbox"/>
	Honeycomb stitch	Elastic, decorative stitch for ornamental hem finishing on stretch fabric, for decorative elastic application and sewing with elastic thread in the bobbin.	<input type="checkbox"/>	<input type="checkbox"/>
	Cross hem stitch	Provides a highly elastic decorative seam for hems on sportswear and casual wear.	<input type="checkbox"/>	<input type="checkbox"/>
	Light-knit fabric patching stitch	Use to mend light jersey knits. Also for a decorative hem and neckline finish.	<input type="checkbox"/>	<input type="checkbox"/>
	Closed overlock stitch	For joining and overcasting stretch fabrics in one operation. The closed seam prevents fabric edges from fraying.	<input type="checkbox"/>	<input type="checkbox"/>
	Stretch knit overlock stitch	Join and overcast open knit fabrics and jersey.	<input type="checkbox"/>	<input type="checkbox"/>
	Bartack	For applying belt loops and reinforcing pockets.	<input type="checkbox"/>	<input type="checkbox"/>
	Denim bartack	Decorative bartack for trouser and skirt pockets.	<input type="checkbox"/>	<input type="checkbox"/>
	Round end buttonhole with lengthwise bartack	Buttonholes for shirts, jackets and trousers.	<input type="checkbox"/>	<input type="checkbox"/>
	Linen buttonhole	Buttonhole for blouses, shirts and linen.	<input type="checkbox"/>	<input type="checkbox"/>
	Eyelet buttonhole with lengthwise bartack	Professional tailor's buttonhole for denim jackets and trousers, or as a decorative touch for kitchen or shower curtains. Add rings through the buttonholes to hang the curtains.	<input type="checkbox"/>	<input type="checkbox"/>
	Cross stitch buttonhole	Decorative buttonhole for jackets and for embellishing other garments.	<input type="checkbox"/>	<input type="checkbox"/>
	Round ends buttonhole	Use for light weight garments or jackets.	<input type="checkbox"/>	<input type="checkbox"/>
	Eyelet	Create eyelets for garment and home textiles. Also great for decorating nostalgia projects.	<input type="checkbox"/>	<input type="checkbox"/>
	Block alphabet with figures, block letters 9 mm	Decorative, block alphabet for creating labels for towels, writing names, or embellishing any sewing project.	<input type="checkbox"/>	<input type="checkbox"/>




## Quilt stitches

For topstitching quilt projects with a hand-look stitch.

	2028	2038
	<input type="checkbox"/>	<input type="checkbox"/>
	<input type="checkbox"/>	<input type="checkbox"/>
	<input type="checkbox"/>	<input type="checkbox"/>
	<input type="checkbox"/>	<input type="checkbox"/>
	<input type="checkbox"/>	<input type="checkbox"/>
	<input type="checkbox"/>	<input type="checkbox"/>



## Hem stitches

For ornamental hem stitching. Can be used with a wing needle.

	2028	2038
	<input type="checkbox"/>	<input type="checkbox"/>
	<input type="checkbox"/>	<input type="checkbox"/>
	<input type="checkbox"/>	<input type="checkbox"/>
	<input type="checkbox"/>	<input type="checkbox"/>
	<input type="checkbox"/>	<input type="checkbox"/>

## Cross stitches

For embellishing table linens, crafts or garments.

	2028	2038
	<input type="checkbox"/>	<input type="checkbox"/>
	<input type="checkbox"/>	<input type="checkbox"/>

## Decorative stitches

For embellishing crafts, garments and home decorating projects.

	2028	2038
	<input type="checkbox"/>	<input type="checkbox"/>
	<input type="checkbox"/>	<input type="checkbox"/>
	<input type="checkbox"/>	<input type="checkbox"/>
	<input type="checkbox"/>	<input type="checkbox"/>
	<input type="checkbox"/>	<input type="checkbox"/>
	<input type="checkbox"/>	<input type="checkbox"/>
	<input type="checkbox"/>	<input type="checkbox"/>
	<input type="checkbox"/>	<input type="checkbox"/>
	<input type="checkbox"/>	<input type="checkbox"/>
	<input type="checkbox"/>	<input type="checkbox"/>
	<input type="checkbox"/>	<input type="checkbox"/>
	<input type="checkbox"/>	<input type="checkbox"/>
	<input type="checkbox"/>	<input type="checkbox"/>
	<input type="checkbox"/>	<input type="checkbox"/>
	<input type="checkbox"/>	<input type="checkbox"/>
	<input type="checkbox"/>	<input type="checkbox"/>
	<input type="checkbox"/>	<input type="checkbox"/>
	<input type="checkbox"/>	<input type="checkbox"/>
	<input type="checkbox"/>	<input type="checkbox"/>
	<input type="checkbox"/>	<input type="checkbox"/>
	<input type="checkbox"/>	<input type="checkbox"/>
	<input type="checkbox"/>	<input type="checkbox"/>
	<input type="checkbox"/>	<input type="checkbox"/>
	<input type="checkbox"/>	<input type="checkbox"/>
	<input type="checkbox"/>	<input type="checkbox"/>

## Satin stitches

Dense decorative stitch. Use with speciality threads for beautiful designs.

	2028	2038
	<input type="checkbox"/>	<input type="checkbox"/>
	<input type="checkbox"/>	<input type="checkbox"/>
	<input type="checkbox"/>	<input type="checkbox"/>
	<input type="checkbox"/>	<input type="checkbox"/>
	<input type="checkbox"/>	<input type="checkbox"/>
	<input type="checkbox"/>	<input type="checkbox"/>
	<input type="checkbox"/>	<input type="checkbox"/>
	<input type="checkbox"/>	<input type="checkbox"/>
	<input type="checkbox"/>	<input type="checkbox"/>
	<input type="checkbox"/>	<input type="checkbox"/>
	<input type="checkbox"/>	<input type="checkbox"/>
	<input type="checkbox"/>	<input type="checkbox"/>